

Regional training on OIE-WAHIS

Entrenamiento Regional en OIE-WAHIS

Americas

6 December 2021



WORLD ORGANISATION FOR ANIMAL HEALTH
Protecting animals, preserving our future

CONTENTS / CONTENIDOS

- Learning objectives / Objetivos de aprendizaje
- Agenda & Trainers / Agenda & Capacitadores
- Ground rules / Reglas básicas



Learning objectives / Objetivos de aprendizaje

- Consult basic OIE-WAHIS public data
Consultar datos públicos básicos de OIE-WAHIS
- Learn/refresh key steps to submit a six-monthly report
Aprender / refrescar los pasos claves para enviar un reporte semestral
- Learn/refresh the key steps to submit an Immediate Notification/Follow Up Report
Aprender / refrescar los pasos claves para enviar una Notificación Inmediata / Reporte de Seguimiento



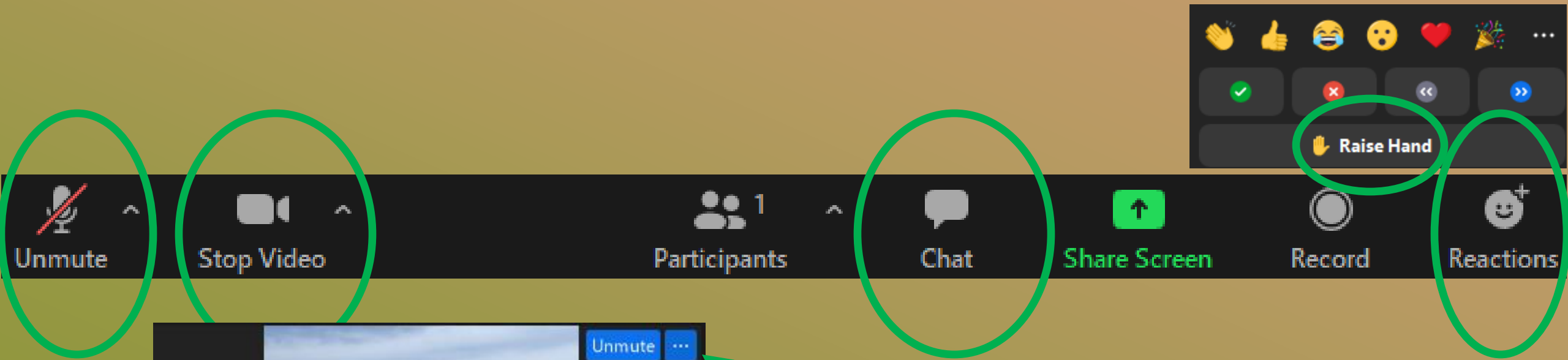
Agenda & Trainers / Agenda & Capacitadores


Time / Hora	Topic / Tema	Speaker / Disertante (From OIE WAHIAD) (Del Departamento de Notificación de la OIE)
11:10-11:30 (20 min)	Participants connection and testing Conexión y pruebas de participantes	Matteo Morini Regional Representation / Representación Regional
11:30-11:40 (10 min)	Introduction / Presentación	Matteo Morini
11:40-12:10 (30 min)	Immediate Notifications and Follow-up reports / Notificaciones Inmediatas e Informes de seguimiento	Florent Taconnet Margarita Alonso
12:10-12:40 (30 min)	Six-monthly report / Reporte Semestral	Madison Wimmers Ronald Mora Castillo
12:40-13:10 (30 min)	Public Interface / Interfaz Pública	Christine Leon Rolez Lina Awada
13:10-13:40 (30 min)	Plenary – Questions and Answers Plenario – Preguntas y respuestas	Participantes

Agenda & Trainers / Agenda & Capacitadores

Time / Hora	Topic / Tema	Speaker / Disertante (From OIE WAHIAD) (Del Departamento de Notificación de la OIE)
13:40-13:50 (10 min)	OIE-WAHIS project updates Actualizaciones en el proyecto OIE-WAHIS	Peter Melens Natalja Lambergeon
13:50-14:00 (10 min)	Training resources Closing remarks and On-line survey Recursos de entrenamiento Palabras de cierre y Encuesta en línea	Matteo Morini Regional Representation Representación Regional

Ground rules / Reglas básicas





Immediate Notification and Follow-up Report

Notificación Inmediata y Reporte de Seguimiento



Six-monthly report Reporte Semestral



WORLD ORGANISATION FOR ANIMAL HEALTH
Protecting animals, preserving our future

- Navigation ✕
- Dashboard ▼
- EVENT (N/FUR) ▼
- Six - Monthly Report ▼
- E-Learning
- Other Specific Reports ▼

OIE-WAHIS

TRAINING

Hello, Madison Administrator EN

SEARCH BY REPORT ID



Reset All Filters

<input type="checkbox"/>	COUNTRY/TERRITORY ▲	REPORT ID ▲	TYPE OF REPORT ▲	REPORT PERIOD ▲	REPORT YEAR ▲	REPORT STATUS ▲	DATE OF REPORT SUBMISSION ▲	REPORT VALIDATION DATE ▲	NUMBER OF SUBMITTED SECTIONS ▲	NUMBER OF SECTIONS SUBMITTED TO ADMINISTRATOR ▲	NUMBER OF SECTIONS UNDER CLARIFICATION ▲	NUMBER OF VALIDATED SECTIONS ▲	
	ALL SELECTED ▼	ALL SELECTED ▼	ALL SELECTED ▼	ALL SELECTED ▼	ALL SELECTED ▼	ALL SELECTED ▼	SELECT DATE ▼	SELECT DATE ▼	ALL SELECTED ▼	ALL SELECTED ▼	ALL SELECTED ▼	ALL SELECTED ▼	
<input type="checkbox"/>	Bouvet Island	SMR_150855	Aquatic	Second semester	2019	Validated	28/10/2021	28/10/2021	0	0	0	0	
<input type="checkbox"/>	Canada	SMR_150840	Aquatic	Second semester	2020	Draft	04/10/2021		0	0	0	0	
<input type="checkbox"/>	Italy	SMR_150834	Aquatic	First semester	2021	Draft	12/08/2021		0	0	0	0	
<input type="checkbox"/>	Panama	SMR_150838	Terrestrial	Second semester	2020	Draft	22/09/2021		0	0	0	0	
<input type="checkbox"/>	Panama	SMR_150841	Terrestrial	Second semester	2021	Draft	05/10/2021		0	0	0	0	
<input type="checkbox"/>	Panama	SMR_150842	Terrestrial	Second semester	2019	Draft	06/10/2021		0	0	0	0	
<input type="checkbox"/>	Panama	SMR_150843	Terrestrial	First semester	2021	Draft	06/10/2021		0	0	0	0	
<input type="checkbox"/>	Panama	SMR_150844	Terrestrial	First semester	2019	Draft	06/10/2021		0	0	0	0	
<input type="checkbox"/>	Panama	SMR_150845	Terrestrial	Second semester	2018	Draft	06/10/2021		0	0	0	0	
<input type="checkbox"/>	Panama	SMR_150846	Terrestrial	Second semester	2017	Draft	06/10/2021		0	0	0	0	
<input type="checkbox"/>	Slovenia	SMR_150833	Aquatic	First semester	2021	Validated	12/08/2021	12/08/2021	0	0	0	0	
<input type="checkbox"/>	Slovenia	SMR_150835	Aquatic	Second semester	2021	Draft	12/08/2021		0	0	0	0	


oie-wahis-training.oie.int/#/public/home

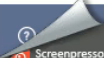
Apps Gmail Maps Fichiers - OneDrive Mail - Madison Wi... Monitoring Terrestrial Code Onl... Training Testing Data Migration OIE Portals Personal Reading list

Navigation × **OIE-WAHIS** TRAINING Hello, Madison Administrator EN

- Dashboard
- EVENT (IN/FUR)
- Six - Monthly Report
- Create a new Report
- Manage Reports
- E-Learning
- Other Specific Reports

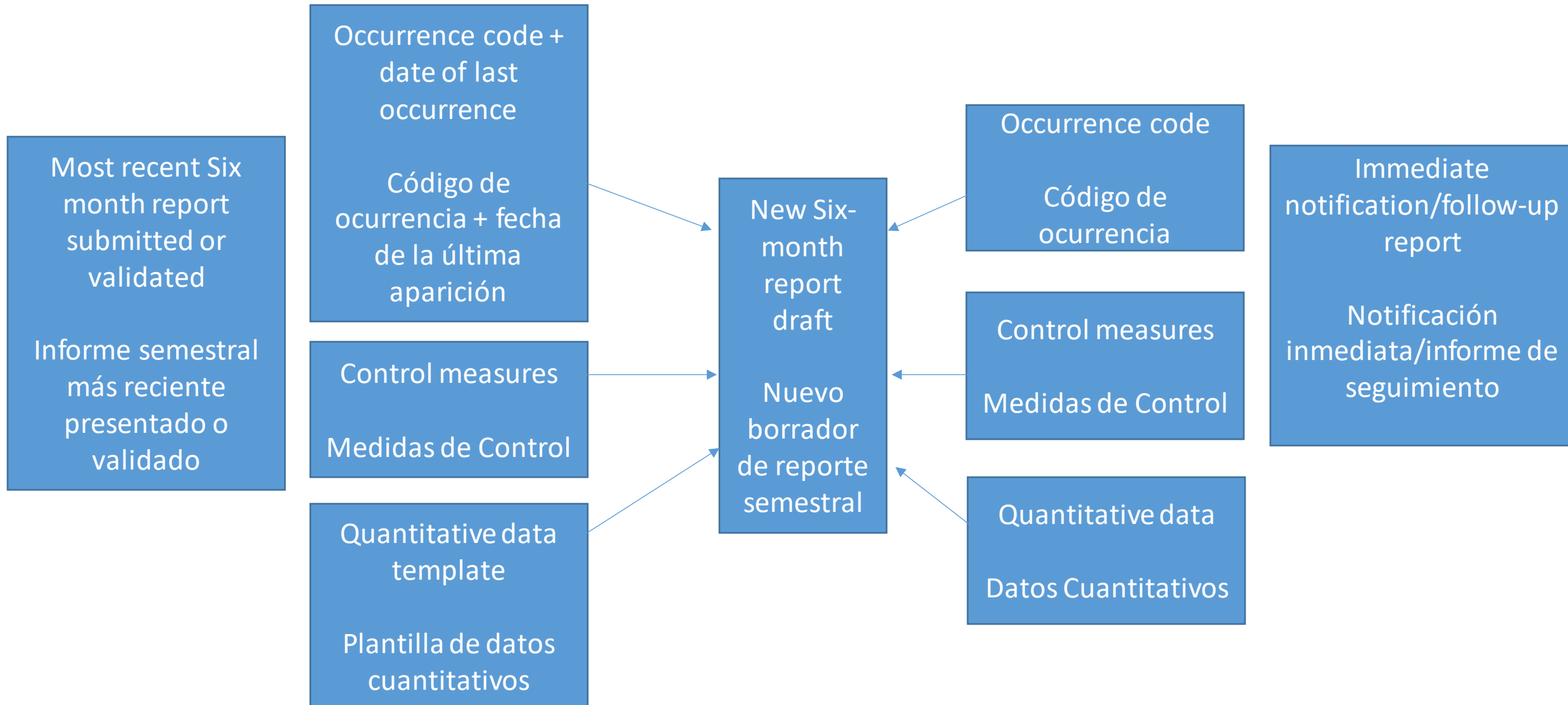
World organisation for animal health © 2020 OIE. All rights reserved. Release No. R01.00.05.145

 **WORLD ORGANISATION FOR ANIMAL HEALTH**
Protecting animals, preserving our future

[CONTACT](#) 

What's already in my new draft report?

¿Qué hay en mi nuevo proyecto de reporte?



Navigation ✕

- Dashboard
- EVENT (IN/FJR)
- Six - Monthly Report
- E-Learning
- Other Specific Reports

OIE-WAHIS


TRAINING

Hello, Madison Administrator EN


- Six-monthly report
- 1 Create a report
 - 2 Data entry
 - 3 View and submit

Six-monthly report

Country or Territory*



TERRESTRIAL



AQUATIC

CANCEL
CREATE A DRAFT

What needs to be in my report for submission?
¿Qué necesita mi reporte para ser enviado?

ALL diseases need an occurrence code
TODAS las enfermedades necesitan un código de ocurrencia



What if it's missing?
¿Qué pasa si falta?

All **PRESENT** diseases need information on quantitative data

Todas las enfermedades **PRESENTES** necesitan información sobre datos cuantitativos

- Either a chosen template with data, or
- 'no quantitative information available'

- Una plantilla seleccionada con datos, o
- "sin información cuantitativa disponible"



"Send to OIE" is greyed out
"Enviar a la OIE" está en gris

Blue error message of all diseases which need quant data info displayed briefly

Mensaje de error azul de todas las enfermedades que necesitan información de datos cuantitativos mostrado brevemente

Navigation

- Dashboard
- EVENT (IN/FUR)
- Six - Monthly Report
- E-Learning
- Other Specific Reports

OIE-WAHIS

Six-monthly report

TRAINING

Hello, Madison Administrator EN

PREVIEW VALIDATE THE REPORT Or SEND TO COUNTRY Or SEND TO OIE Or SEND TO ADMINISTRATORS Or DATA ENTRY

Select all data (draft) EXPAND ALL

1	Create a report	APHANOMYCES INVADANS (INF. WITH) (EPIZOOTIC ULCERATIVE SYNDROME)	▼
2	Data entry	EPIZOOTIC HAEMATOPOIETIC NECROSIS VIRUS (INF. WITH)	▼
3	View and submit	GYRODACTYLUS SALARIS (INF. WITH)	▼
		INFECTIOUS HAEMATOPOIETIC NECROSIS VIRUS (INF. WITH)	▼
		INFECTIOUS SALMON ANAEMIA VIRUS (INF. WITH) (HPR-DELETED OR HPR0 GENOTYPES)	▼
		KOI HERPESVIRUS (INF. WITH)	▼
		RED SEA BREAM IRIDOVIRUS (INF. WITH)	▼
		SALMONID ALPHAVIRUS (INF. WITH)(2014-)	▼
		SPRING VIRAEMIA OF CARP VIRUS (INF. WITH)	▼
		VIRAL HAEMORRHAGIC SEPTICAEMIA VIRUS (INF. WITH)	▼
		ABALONE HERPESVIRUS (INF. WITH)	▼
		BONAMIA EXITIOSA (INF. WITH)	▼
		BONAMIA OSTREAE (INF. WITH)	▼
		MARTEILIA REFRINGENS (INF. WITH)	▼

How can I see all my data at once?

¿Cómo puedo ver todos mis datos de una vez?

- The **Preview** page displays everything entered on one page

La página de **Vista Previa** muestra todo lo que se entró en una sola hoja

- I prefer to use this page when first creating a report to check what is already in the report and what needs to be changed

Prefiero usar esta página cuando se crea un informe por primera vez para comprobar lo que ya está en el informe y lo que hay que cambiar

- Full display of all quantitative data together for the semester including
Vista completa de todos los datos cuantitativos del semestre, incluyendo

- Serotype / **Serotipo**
- Measuring unit / **Unidad de medida**
- All administrative divisions / **Todas las divisiones administrativas**
- All months / **Todos los meses**
- Species names / **Nombres de las especies**

- Navigation
- Dashboard
- EVENT (IN/FUR)
- Six - Monthly Report
- E-Learning
- Other Specific Reports

- Six-monthly report
- Create a report
 - Data entry
 - Fish
 - Molluscs
 - Crustaceans
 - Amphibians
 - View and submit

Aquatic | First semester 2020

IMPORT OUTBREAKS

GENERAL CONTROL MEASURES

Aphanomyces invadans (Inf. with) (Epizootic ulcerative syndrome)		
Epizootic haematopoietic necrosis virus (Inf. with)		
Gyrodactylus salaris (Inf. with)		
Infectious haematopoietic necrosis virus (Inf. with)		
Infectious salmon anaemia virus (Inf. with) (HPR- deleted or HPR0 genotypes)		
Koi herpesvirus (Inf. with)		
Red sea bream iridovirus (Inf. with)		
Salmonid alphavirus (Inf. with)(2014-)		
Spring viraemia of carp virus (Inf. with)		
Viral haemorrhagic septicaemia virus (Inf. with)		

What happens if I need to leave my draft? ¿Qué ocurre si tengo que dejar mi borrador?

- The report is automatically saved / **El reporte se graba automáticamente:**
 - When switching between sections of a disease
Al cambiar entre secciones de una enfermedad
 - When returning to the menu of diseases
Al Volver al menú de enfermedades
- Need to click “save” when adding control measures between species
Necesidad de clickear en “save” al agregar medidas de control entre especies
- Automatically logged out after 1 hour of inactivity
Desconectado automáticamente después de 1 hora de inactividad
- You can go back and edit information at any time
Se puede volver y editar la información en cualquier momento
 - Go to Manage reports / **Ir a “Gestionar reports”**
 - Find your draft / **Encontrar el borrador**
 - Click on the ‘eye’ icon / **Click en el ícono de “ojo”**
 - Click on ‘Return to menu’ then ‘Data entry’ / **Click en “Volver al menu”, luego “Ingreso de datos”**

Navigation

- Dashboard
- EVENT (IN/FUR)
- Six - Monthly Report
- E-Learning
- Other Specific Reports

OIE-WAHIS

Six-monthly report

- 1 Create a report
- 2 Data entry
- 3 View and submit

TRAINING

Hello, Madison Administrator

EN

[IMPORT OUTBREAKS](#)

Aquatic | First semester 2020

GENERAL CONTROL MEASURES

Aphanomyces invadans (Inf. with) (Epizootic ulcerative syndrome)	▼
Epizootic haematopoietic necrosis virus (Inf. with)	▼
Gyrodactylus salaris (Inf. with)	▼
Infectious haematopoietic necrosis virus (Inf. with)	📧 ▼
Infectious salmon anaemia virus (Inf. with) (HPR- deleted or HPRO genotypes)	📧 ▼
Koi herpesvirus (Inf. with)	📧 ▼
Red sea bream iridovirus (Inf. with)	📧 ▼
Salmonid alphavirus (Inf. with)(2014-)	📧 ▼
Spring viraemia of carp virus (Inf. with)	📧 ▼
Viral haemorrhagic septicaemia virus (Inf. with)	📧 ▼

How to know if the report is submitted?

¿Cómo saber que el reporte se envió?

- To submit your report, click on “Send to OIE” from the page ‘View and Submit’
Para enviar su informe, clickee "Enviar a la OIE" desde la página "Ver y enviar".
- This changes the report status (seen in Report management) from **Draft** to **Submitted**
Esto cambia el estado del reporte (visto en Gestión de informes) de **Borrador** a **Enviado**
- WAHIAD then knows you are finished with the report, and can begin the verification
WAHIAD sabe entonces que ha terminado con el reporte, y puede comenzar la verificación
 - If this is not done, we do not know if you are finished with your report!
¡Si no lo hace, no sabremos si ha terminado su reporte!

- Navigation
- Dashboard
- EVENT (IN/FUR)
- Six - Monthly Report
- E-Learning
- Other Specific Reports

[RETURN TO MENU](#) **Six-monthly report on the notification of OIE-listed diseases, infections and infestations**

Sender of the report	Telephone	Address	Position
-	-	-	-
Email	Country/territory	Entered by	Report ID
-	Bouvet Island	Ms. Madison Wimmers	SMR_150861

[Download report](#) Compare this report with _____ [Start comparison](#) [Stop comparison](#)

1. Summary of OIE-listed diseases, infections and infestations present in this period

OIE-LISTED DISEASES	ANIMAL CATEGORY	OCCURRENCE CODE	NEW OUTBREAKS	TOTAL OUTBREAKS	MEASURING UNIT	SUSCEPTIBLE	CASES	DEATHS	KILLED AND DISPOSED OF	SLAUGHTERED / KILLED FOR COMMERCIAL USE	VACCINATED IN RESPONSE TO THE OUTBREAK(S)
Gyrodactylus salaris (Inf. with)	Farmed Wild	Disease absent Disease limited to one or more zones	... 1	... 1		0 ...	0 1	0 ...	0 ...	0 ...	0 ...
Abalone herpesvirus (Inf. with)	Farmed Wild	Disease limited to one or more zones No information	1 ...	1 ...	Animal	1000 ...	1000 ...	1000 ...	0 ...	0 ...	0 ...

2. OIE-listed diseases, infections and infestations present in this period

Fish

Gyrodactylus salaris (Inf. with)

[Occurrence code](#)

Wild [Disease limited to one or more zones](#)

[Control Measures](#)

Wild fish [Disease notification](#)

Tips and Tricks / Trucos y consejos

- New and total outbreaks / [Brotos nuevos y totales](#)
- Quantitative data / [Datos cuantitativos](#)
 - Linked to a given administrative division and serotype(s)
[Ligado a una división administrativa y a un serotipo determinado](#)
 - Refreshing the page when you don't have data to enter
[Actualizar la página cuando no hay datos que introducir](#)
- Warning messages / [Mensajes de advertencia](#)
 - Some are not generated correctly / [Algunos no son generados correctamente](#)
- Transferred data from immediate notifications/follow-up reports
[Datos transferidos de notificaciones inmediatas/informes de seguimiento](#)
 - Should be correct and comprehensive / [Debe ser correcto y exhaustivo](#)
 - Avoid making changes directly – data for these outbreaks should be captured in the Immediate Notification / Follow up Report (IN/FUR)
[Evite hacer cambios directamente - los datos de estos brotes deben estar capturados en la Notificación Inmediata / Informe de Seguimiento](#)
If data needs to be changed or updated let WAHIAD know
[Si es necesario modificar o actualizar los datos, comuníquelo a WAHIAD](#)

Public Interface Interfaz pública



Report Management Filtering Exercise

Ejercicio de filtrado en gestión de reportes

I want to filter for all reports... / [Quiero filtrar los reportes...](#)

- containing outbreaks that started in 2020
[conteniendo brotes iniciados en 2020](#)
 - for Rabbit Haemorrhagic Fever
[Para Fiebre Hemorrágica del conejo](#)
 - in the Americas / [En las Américas](#)
1. What should I use as the date range for column “Date of Start Event”?
[¿Qué debería usar como rango de fechas para la columna "Fecha de inicio del evento"?](#)
 2. What should I use as the date range for column “Report Date”?
[¿Qué debería usar como rango de fechas para la columna "Fecha de reporte"?](#)

Break

5 min

Please stay connected.

Q&A

Preguntas & Respuestas

OIE – WAHIS



Summary since launch: March-December 2021 - Regional Refresher Training

Resumen desde el lanzamiento

Dr Peter Melens

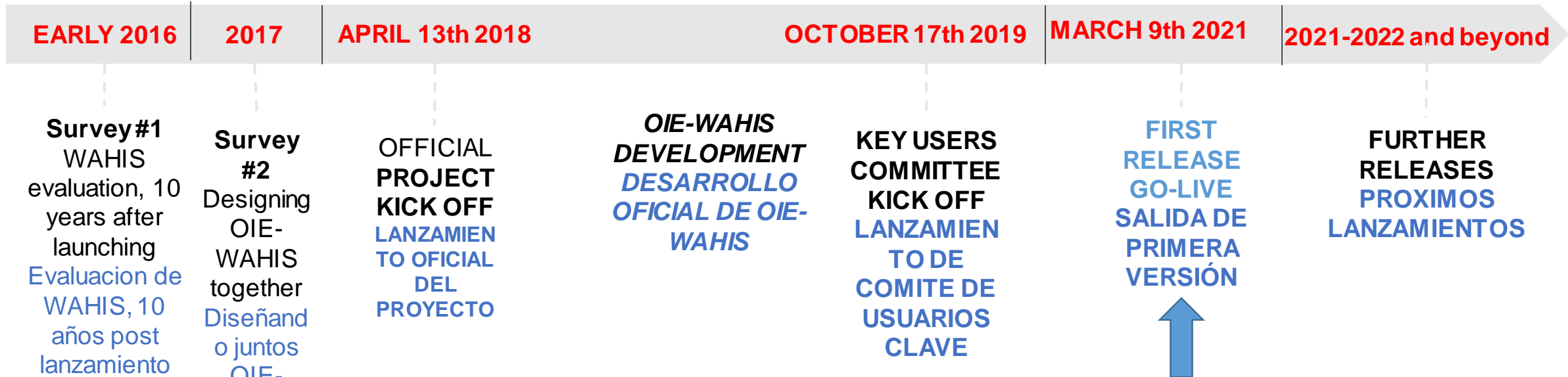
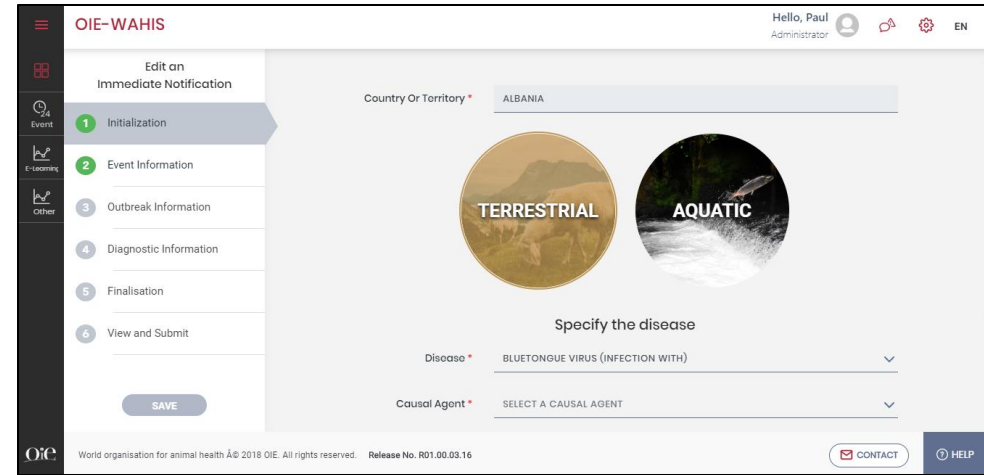
Programme Lead for OIE-WAHIS

- Platform went live on 9 March with a number of limitations
- La Plataforma se lanzó el 9 de marzo, con limitaciones
- It enabled reporting users to report;
Permitió realizar los reportes a los usuarios
- The project is moving forward and platform is improving:
El Proyecto está avanzando y la Plataforma está mejorando:
 - Optimisation and evolutive maintenance
 - Continuous improvement and development
 - Linking up with global health
 - Optimización y mantenimiento evolutivo
 - Mejora y desarrollo continuos
 - Vinculación con la salud global



OIE-WAHIS : A modern and dynamic platform to report the animal health situation

Una plataforma moderna y dinámica para informar sobre la situación sanitaria de los animales



- Change of provider – change of approach
Cambio de proveedor, cambio de enfoque
- Learn from our experience
Aprender de nuestra experiencia
- Focus on stabilizing the platform – bug fixes and evolutive maintenance
Centrarse en la estabilización de la plataforma: corrección de errores y mantenimiento evolutivo
- Deep analysis of the platform code
Análisis profundo del código de la plataforma

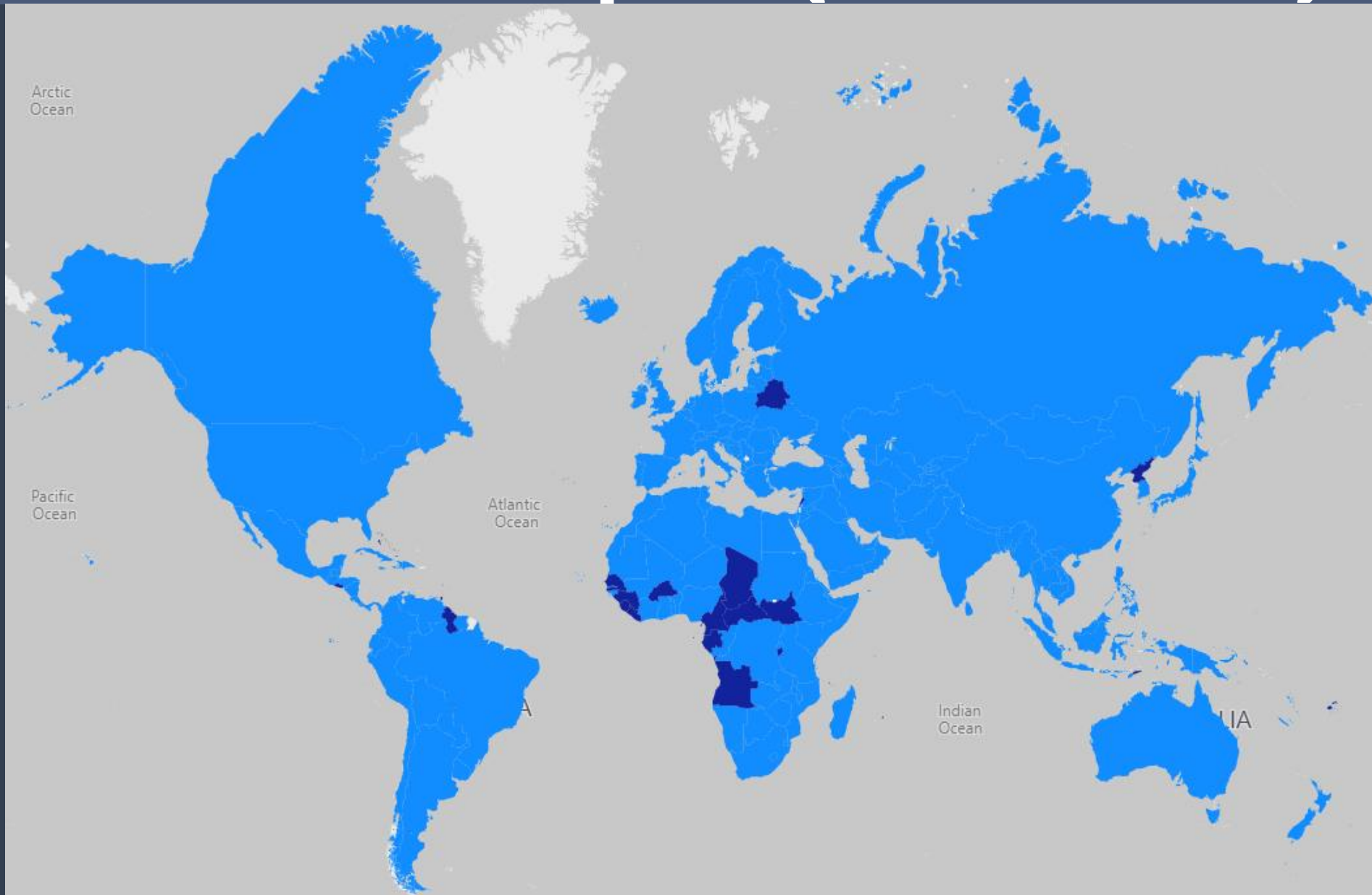
**Usage since launch till end
November 2021**

**Uso desde el lanzamiento
hasta finales de
noviembre de 2021**

Countries connection status (end November) Estado de la conexión de los países (fin de noviembre)

Out of 182
OIE Members,
152 have
connected
and **30** not
connected

De los 182
miembros de la OIE,
152 se han
conectado y 30 no
se han conectado

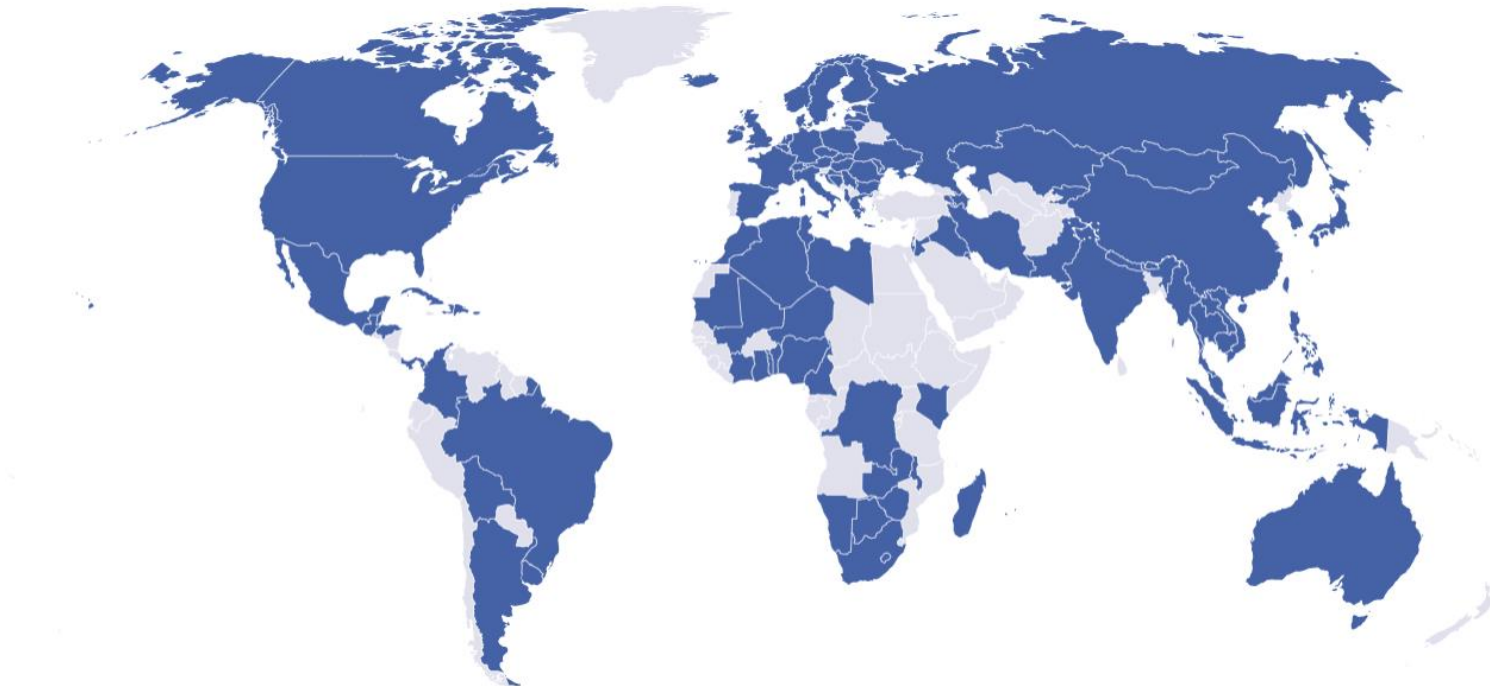


Since the launch of OIE-WAHIS on 9 March 2021, until the 30th November :
Desde el lanzamiento de OIE-WAHIS el 9 de marzo de 2021, hasta el 30 de noviembre:

2,713 reports published (407 INs and 2,306 FURs)

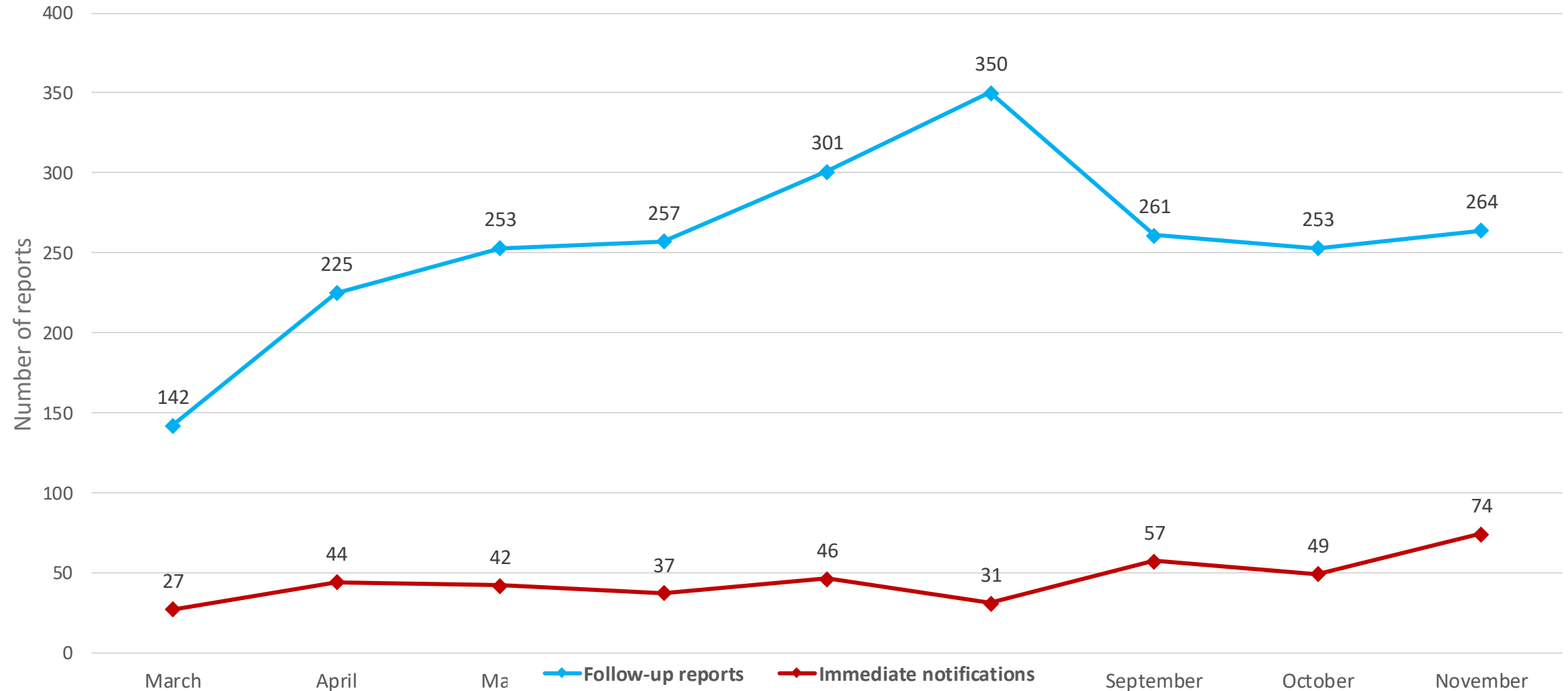
From 105 reporting countries

Countries with published IN/FURs



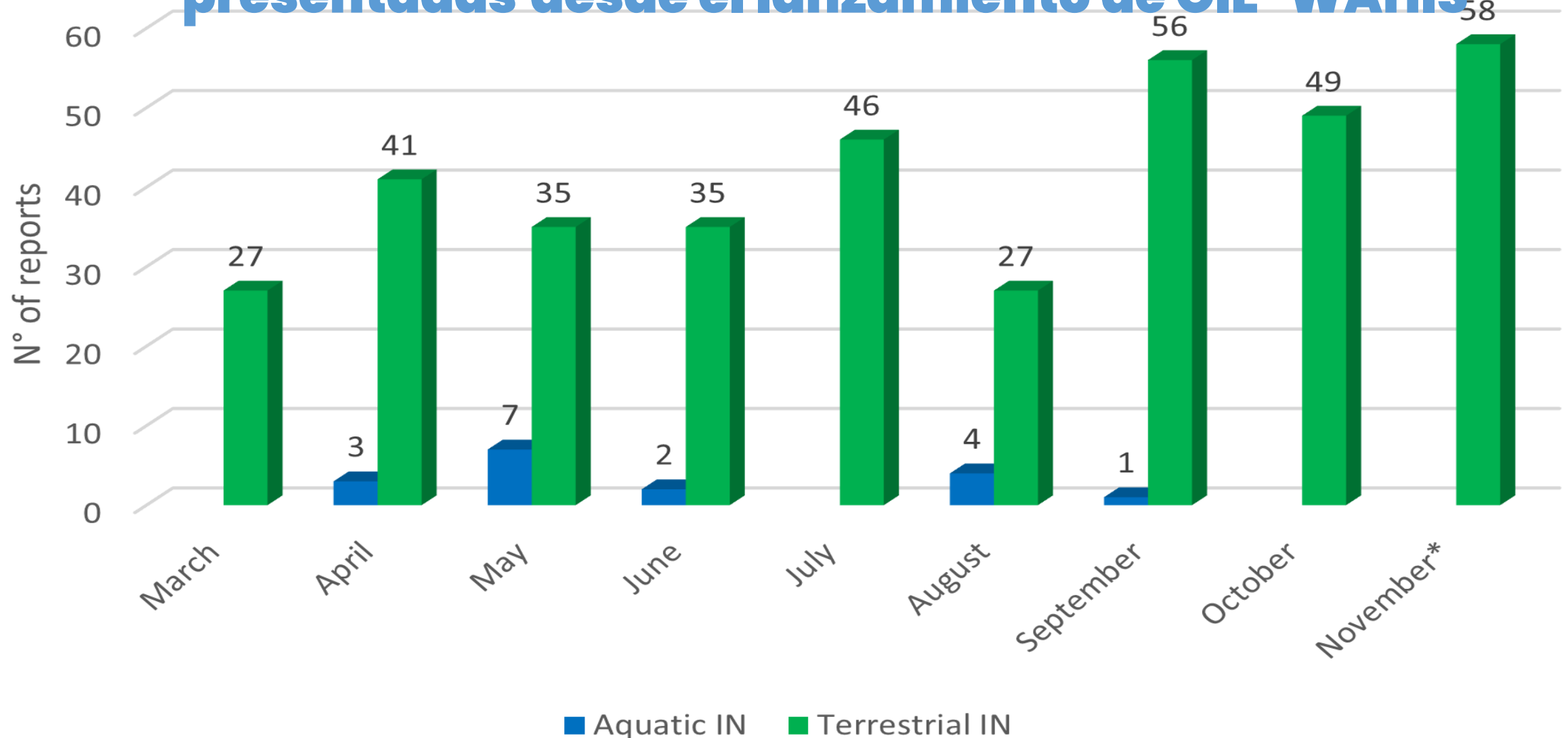
Immediate notifications and follow up reports (9th March to 30th November 2021)

Notificaciones inmediatas e informes de seguimiento (del 9 de marzo al 30 de noviembre de 2021)



Aquatic and Terrestrial immediate notifications submitted since launch of OIE-WAHIS

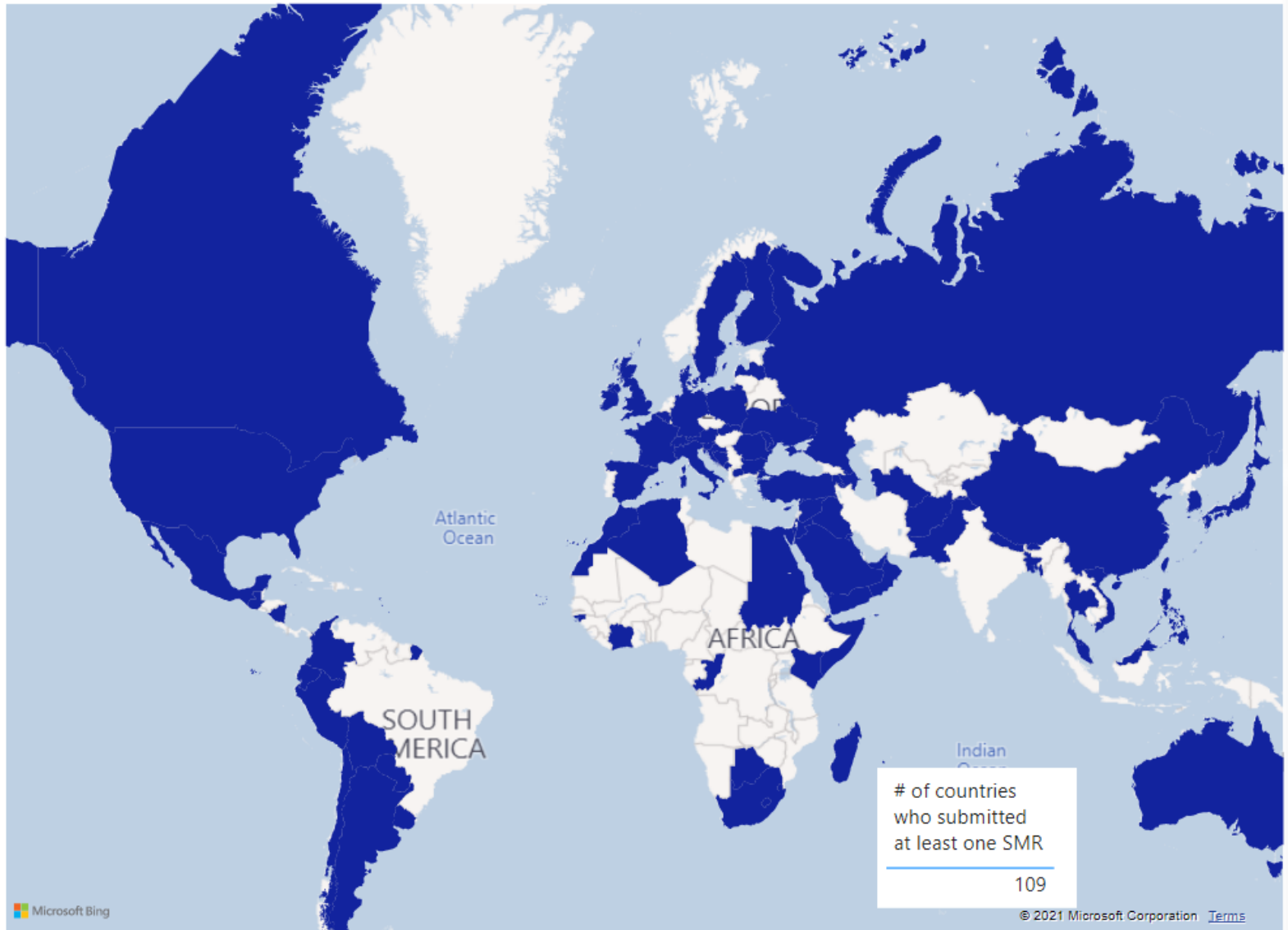
Notificaciones inmediatas acuáticas y terrestres presentadas desde el lanzamiento de OIE-WAHIS



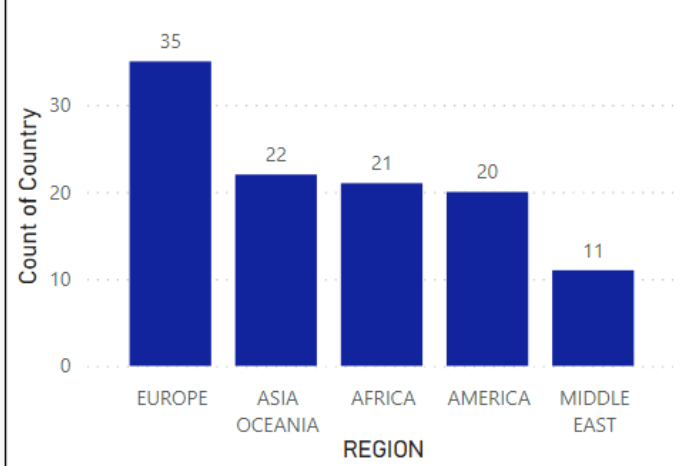
Countries which submitted an SMR since the launch of OIE-WAHIS

Países que han presentado un RS desde el lanzamiento de OIE-WAHIS

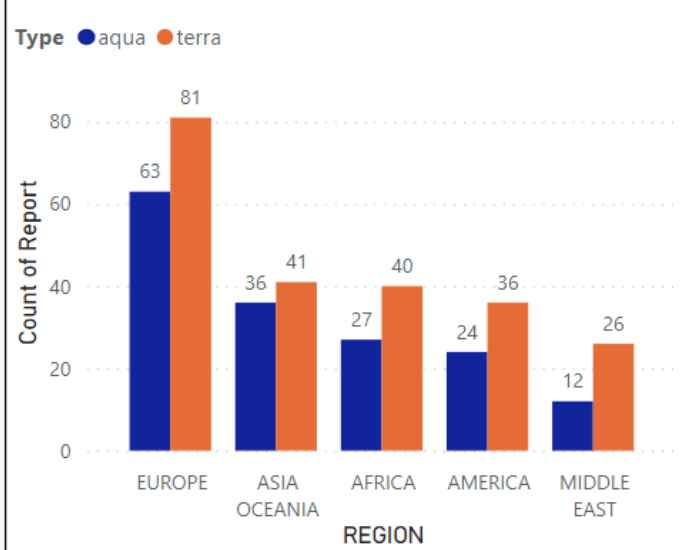
SMR submitted since the launch of OIE-WAHIS



Number of countries submitting at least one SMR since the launch of OIE-WAHIS

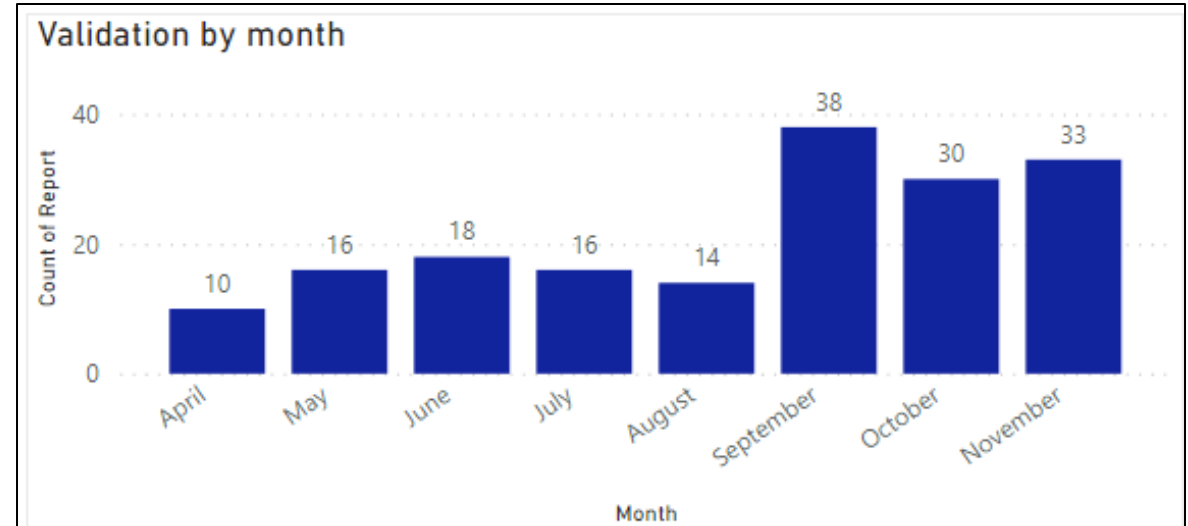
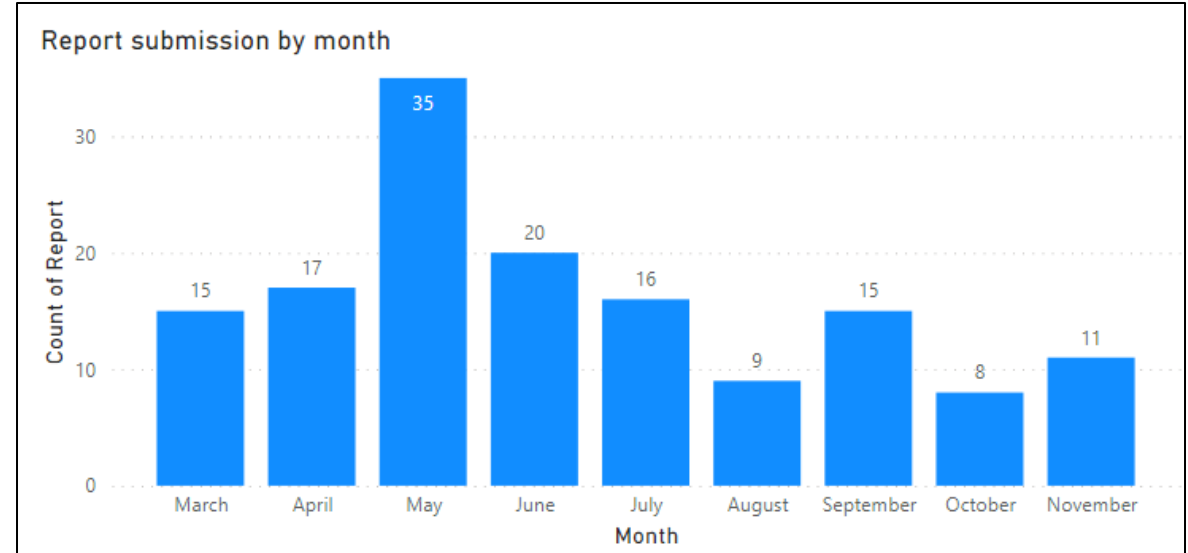
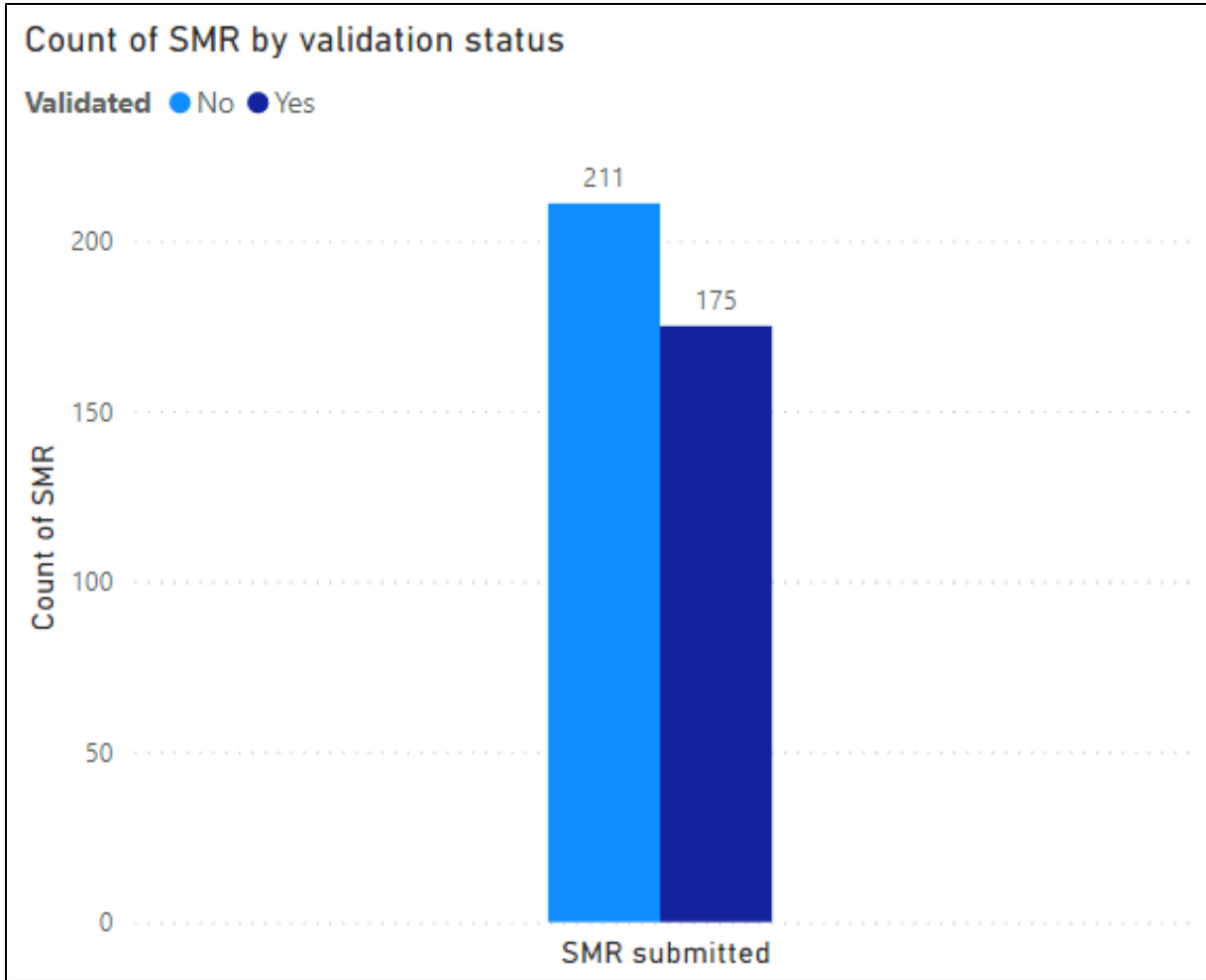


Number of SMR submitted since the launch of OIE-WAHIS



Validation of submitted SMR since the launch of OIE-WAHIS

Validación de los RS presentados desde el lanzamiento



OIE-WAHIS audience overview

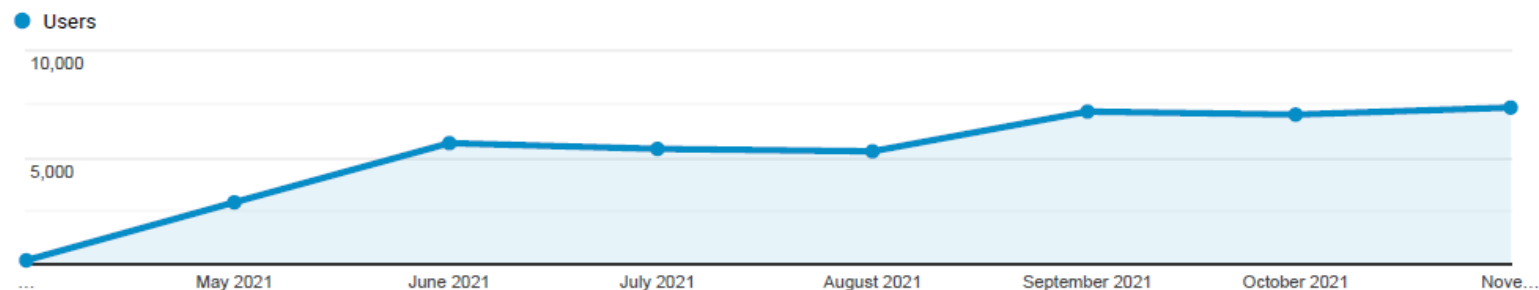
Resumen de la audiencia de OIE-WAHIS

The number of visitors keeps increasing month by month since the time we started tracking the traffic on public interface & BackOffice (1 April 2021)

El número de visitantes sigue aumentando mes a mes desde que empezamos a seguir el tráfico en la interfaz pública y el BackOffice (1 de abril de 2021)

- Average number of visitors per month: 4000 visitors (with high number of visitors in November (7 500 visitors))

Número medio de visitantes al mes: 4000 visitantes (con un alto número de visitantes en noviembre (7 500 visitantes))

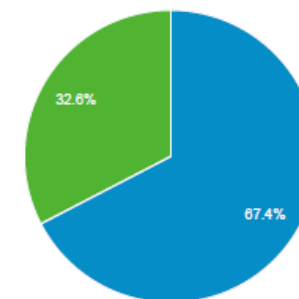


Users
27,838

Avg. Session Duration

00:08:43

■ New Visitor ■ Returning Visitor



- Total number of visitors: 27 838

Número total de visitantes: 27 838

- Average time spent during a visit: 8 minutes

Tiempo medio de la visita 8 minutos

OIE-WAHIS page views

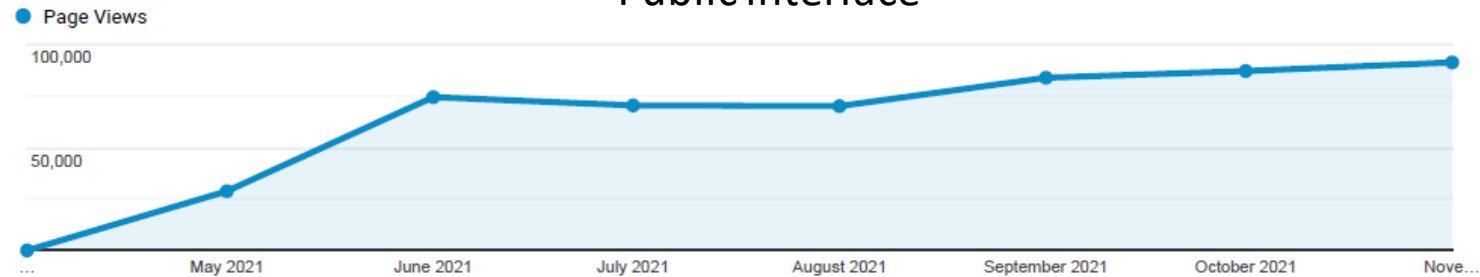
Vistas de página de OIE-WAHIS

The number of pages viewed keeps increasing month by month since the time we started tracking the traffic on public interface (1 April 2021)

- Average number of page viewed: 63 000 (with high number of visitors in November (91 200 Pages)
- Total pages viewed: 505 480 Pages

The most viewed pages are DASHBOARDS, and report management for IN/FUR

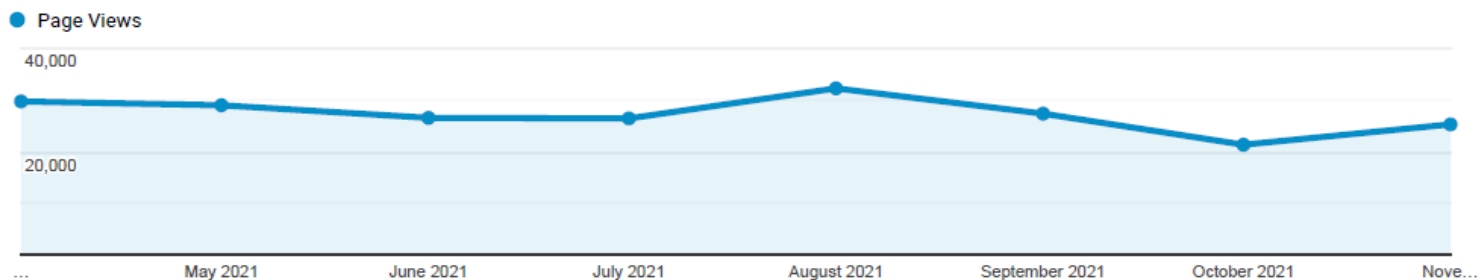
Public interface



The number of page viewed is different from month to another since the time we started tracking the traffic on Back Office (1 April 2021)

- Average number of page viewed: 27 200 (with high number of visitors in August (32 000 Pages)
- Total pages viewed: 217 700 Pages

Back Office



Learning since launch and next steps

Aprendizaje desde el
lanzamiento y
próximos pasos

What we learned / Qué hemos aprendido

- Dedicated **wahis-support** mailbox and internal tracking tool to follow requests was much appreciated (wahis-support@oie.int)
- Se aprecia mucho el buzón dedicado a la asistencia en wahis y la herramienta interna de seguimiento de las solicitudes (wahis-support@oie.int)
- Need for 'refresh' training – consider training approach
Necesidad de una formación de "refresco" - considerar el enfoque de la formación
- Need for individual support by WAHIAD team members to requesting countries and users
Necesidad de apoyo individual por parte de los miembros del equipo de WAHIAD a los países y usuarios solicitantes

- Performance and user experience should be improved – **SIMPLIFY**
Hay que mejorar el rendimiento y la experiencia del usuario -
SIMPLIFICAR
- Overall **positive feedback** on improved features of the new platform (mapping, extraction of data, dashboards)
Comentarios generales positivos sobre las características mejoradas de la nueva plataforma (cartografía, extracción de datos, cuadros de mando)

Support desk statistics

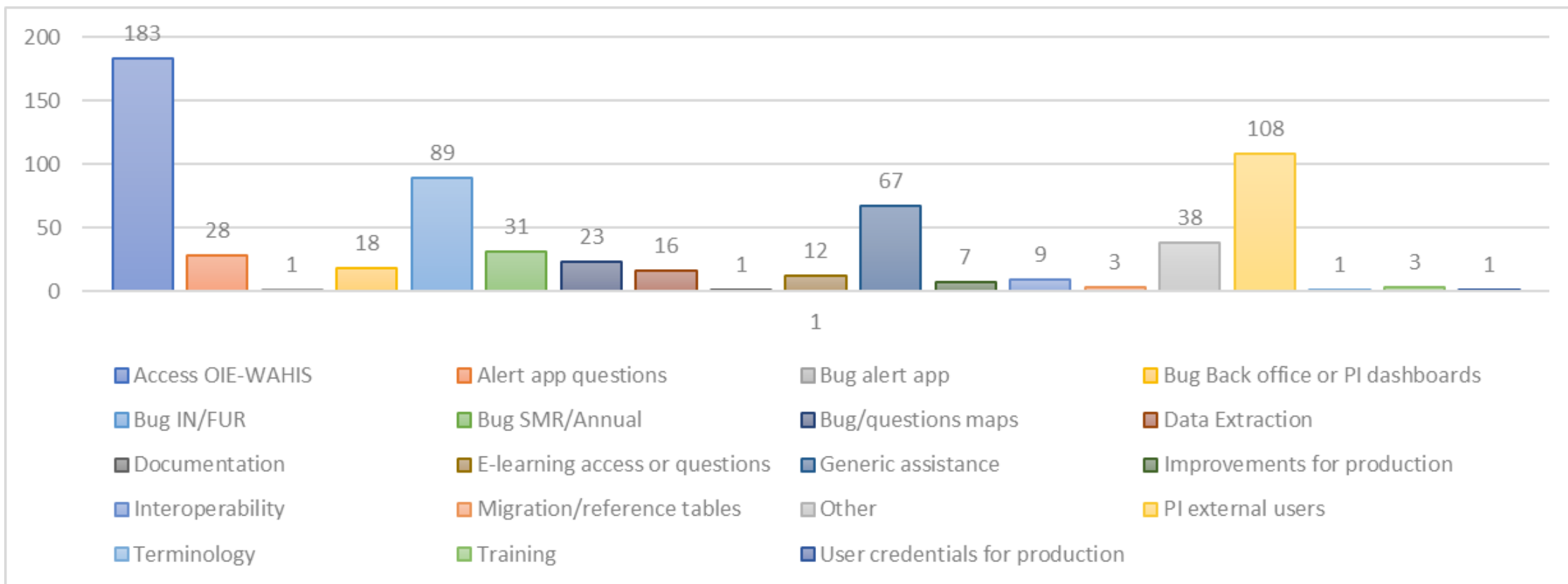
Estadísticas de la mesa de ayuda

	MAR	APR	MAY	JUN	JUL	AUG	SEP	OCT	NOV	DEC	Total
Access OIE-WAHIS	63	29	17	8	17	12	11	9	14	3	183
Alert app questions	7	4	2	2	n/a	5	4	n/a	4	n/a	28
Bug alert app	n/a	n/a	n/a	n/a	n/a	n/a	1	n/a	n/a	n/a	1
Bug Back office or PI dashboards	9	2	2	2	n/a	1	2	n/a	n/a	n/a	18
Bug IN/FUR	8	6	6	9	5	5	18	11	19	2	89
Bug SMR/Annual	n/a	n/a	5	7	4	1	9	4	1	n/a	31
Bug/questions maps	1	7	4	1	3	2	2	1	2	n/a	23
Data Extraction	5	n/a	3	2	2	n/a	n/a	4	n/a	n/a	16
Documentation	n/a	1	n/a	n/a	n/a	n/a	n/a	n/a	n/a	n/a	1
E-learning access or questions	1	1	n/a	n/a	1	1	7	n/a	1	n/a	12
Generic assistance	9	7	12	8	9	6	6	2	8	n/a	67
Improvements for production	5	1	1	n/a	n/a	n/a	n/a	n/a	n/a	n/a	7
Interoperability	1	4	1	1	1	n/a	n/a	n/a	1	n/a	9
Migration/reference tables	1	n/a	1	n/a	n/a	1	n/a	n/a	n/a	n/a	3
Other	6	12	2	2	3	1	3	5	4	n/a	38
PI external users	27	20	6	14	8	5	6	9	12	1	108
Terminology	1	n/a	n/a	n/a	n/a	n/a	n/a	n/a	n/a	n/a	1
Training	n/a	3	n/a	n/a	n/a	n/a	n/a	n/a	n/a	n/a	3
User credentials for production	1	n/a	n/a	n/a	n/a	n/a	n/a	n/a	n/a	n/a	1
Total	145	97	62	56	53	40	69	45	66	6	639

- Total number of queries the Support desk team has dealt with: **639***
- Número total de consultas atendidas por el equipo de soporte: 639
- Top 3 categories:
3 categorías principales:
- **Access OIE-WAHIS: 183**
- **PI external users: 108**
- **Bug IN/FUR: 89**

Support desk statistics

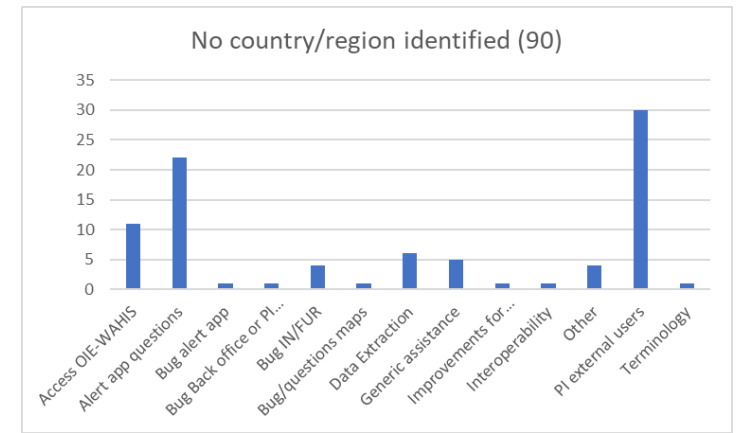
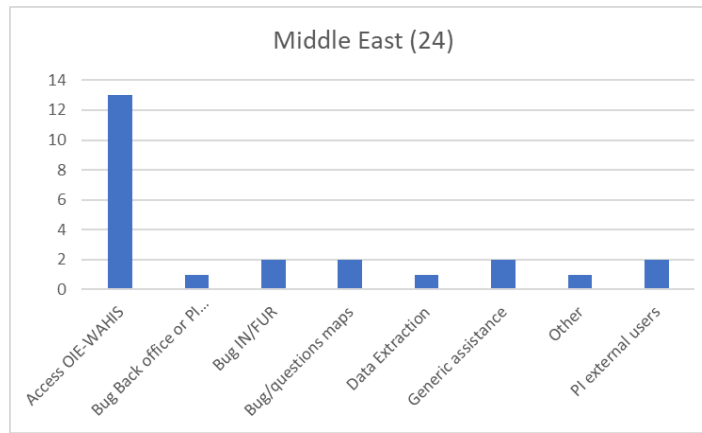
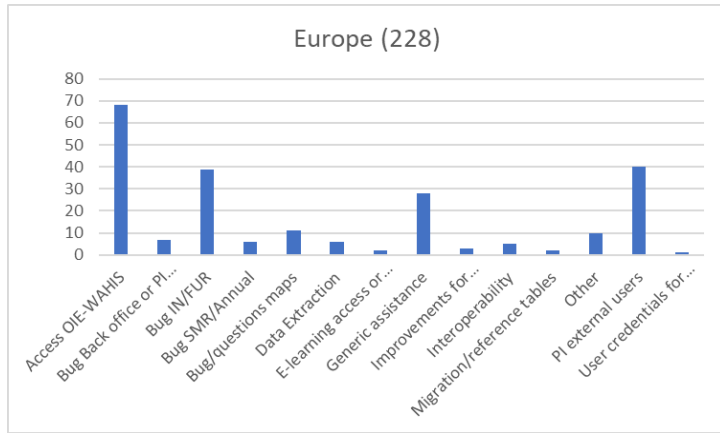
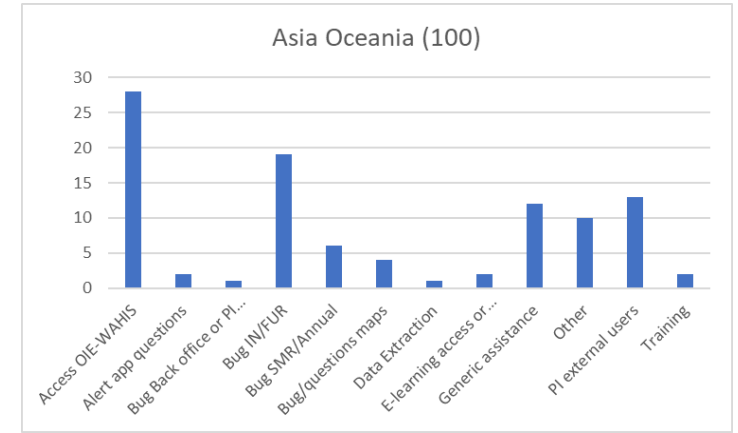
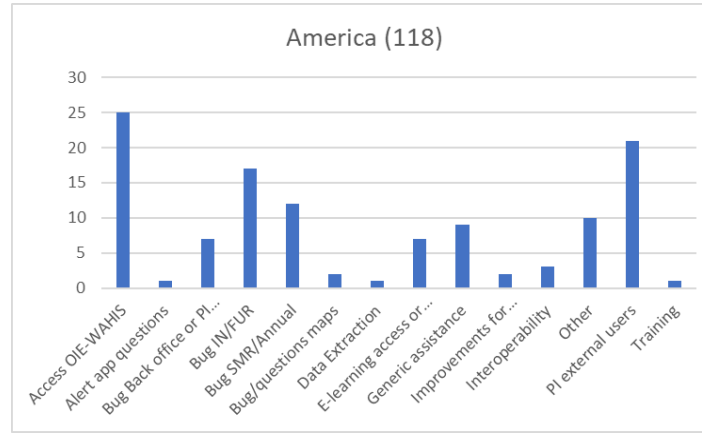
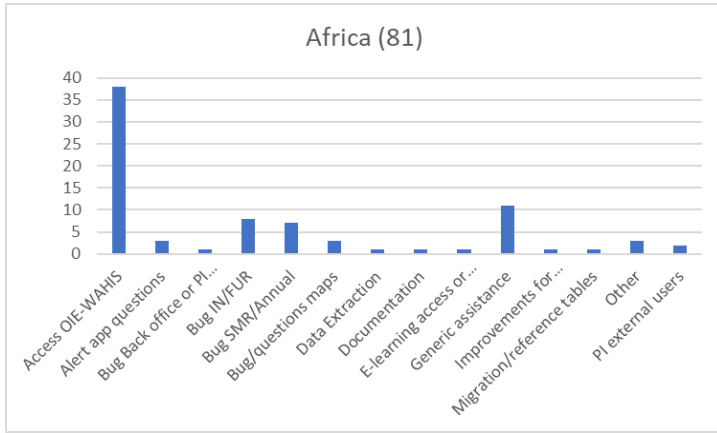
Estadísticas de la mesa de ayuda



Support desk statistics

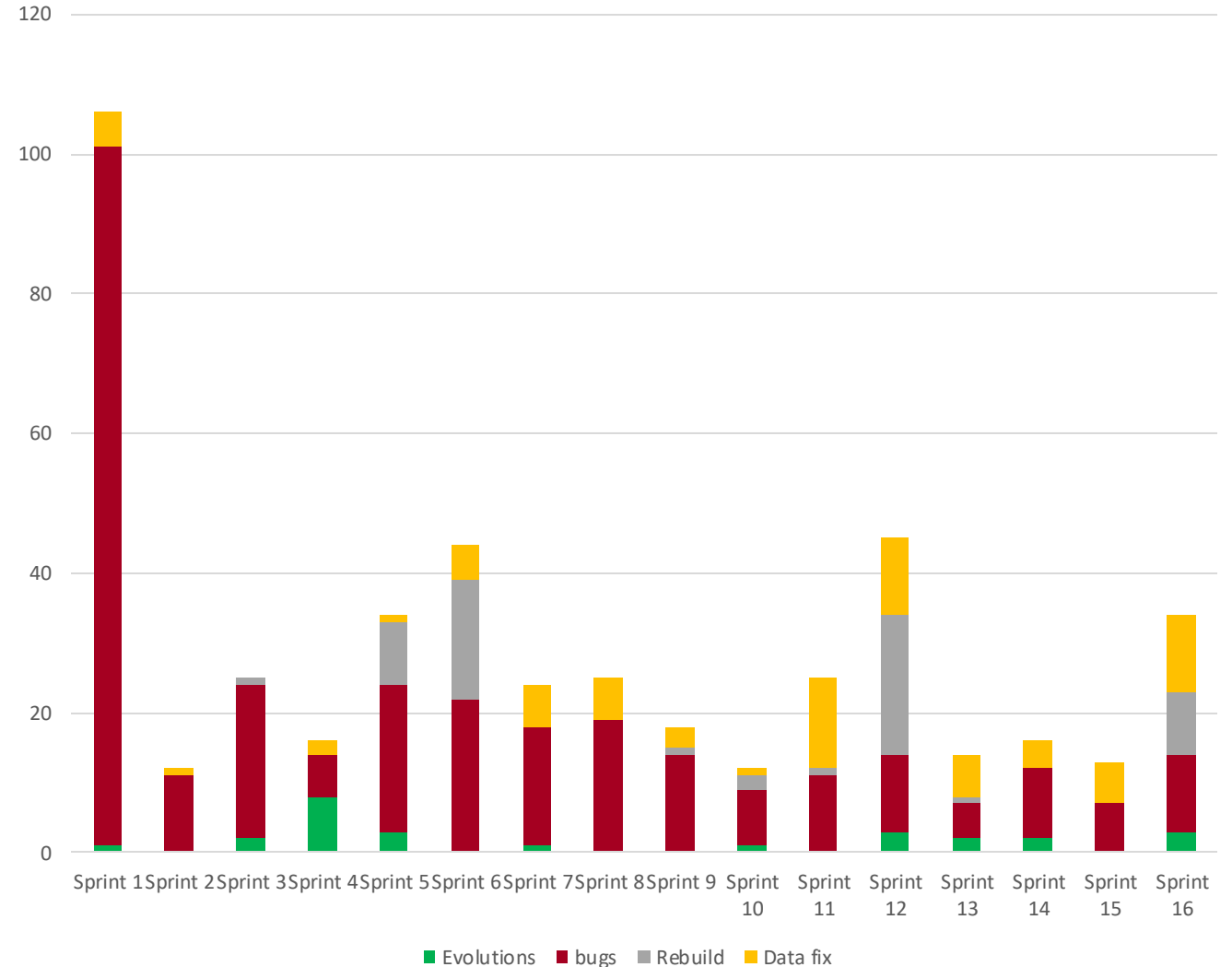
Estadísticas de la mesa de ayuda

- Biggest subject areas by region: / Mayores áreas temáticas por región:



Tickets created per sprint / Tickets creados por sprint

- Constellation is dealing more and more with Data fixes tickets to solve different type of issue countries and OIE staff are facing in Production environment
Constellation está tratando cada vez más con tickets de corrección de datos para resolver diferentes tipos de problemas que los países y el personal de la OIE están enfrentando en el entorno de producción
- Sessions of testing are conducted depending on the delivery of Constellation (Sprint 16, Sprint 12, Sprint 6), relevant tickets created to make adjustment on the rebuild version
Se llevan a cabo sesiones de pruebas en función de la entrega de Constellation (Sprint 16, Sprint 12, Sprint 6), se crean tickets relevantes para realizar ajustes en la versión reconstruida
- Bugs tickets are still created by OIE team but with less frequency
El equipo de la OIE sigue creando tickets de error, pero con menos frecuencia



Priority 1

Topics	Main principle	Potential Go Live Date
Stabilisation SMR	Optimization and evolutive maintenance	December 2021
ADIS API	Partnering with global health	December 2021
IN / FUR Optimisation	Optimization and evolutive maintenance	June 2022
Automatic integration of shapefiles	Continuous improvement (new development)	January 2022
Dashboards IN / FUR	Optimization and evolutive maintenance	Scoping needed
UX / Rebranding / Responsive design	Continuous improvement (new development)	November 2022

Priority 2

Topics	Main principle	Potential Go Live Date
Public interoperability	Partnering with global health	December 2022
SMR Optimisation	Optimization and evolutive maintenance	September 2022
SMR dashboards	Optimization and evolutive maintenance	Scoping needed
AR (Back office, Public Interface, data migration, dashboards)	Continuous improvement (new development)	January 2023
Architecture Optimisation (move to Azure)	Optimization and evolutive maintenance	September 2022
Mapping other improvement	Continuous improvement (new development)	December 2022

Priority 3

Topics	Main principle	Potential Go Live Date
Codification	Partnering with global health/Continues improvement (new development)	June 2023
Alert App	Continuous improvement (new development)	June 2023
Technical debt	Optimization and evolutive maintenance	
Large data extraction	Continuous improvement (new development)	Scoping needed

- The platform remains up and running and is a big improvement from the old WAHIS
La plataforma sigue funcionando y es una gran mejora respecto al anterior WAHIS
- The platform is being used by reporting and consulting users;
La plataforma está siendo utilizada por usuarios que reportan y consultan;
- The project is moving forward: / El Proyecto está avanzando:
 - Optimisation and evolutive maintenance
 - Continuous improvement and development
 - Linking up with global health
 - Optimización y mantenimiento evolutivo
 - Mejora y desarrollo continuos
 - Vinculación con la sanidad mundial

OIE-WAHIS

<https://wahis.oie.int>

Thank you

Acknowledgements:

WAHIAD team

OIE-WAHIS project team

Natalja Lambergeon Business Project Manager

OIE-WAHIS training resources

Recursos de entrenamiento OIE-WAHIS

- Notification procedures / Procedimientos de notificación
information.dept@oie.int
- User guide / Guía de Usuario
- Tooltips / Información sobre herramientas
- E-learning / Aprendizaje en línea
- Face to face training courses & webinars
Cursos de entrenamiento presenciales & seminarios web
- Direct support / Apoyo directo wahis-support@oie.int

Satisfaction survey
Encuesta de satisfacción



Thank you!
Muchas gracias!



WORLD ORGANISATION FOR ANIMAL HEALTH
Protecting animals, preserving our future